

# Lecture-7: Verb

# What Are Verbs?

Verbs express:

physical  
actions



to jump

mental  
actions



to think

states of  
being



to be

# Types of Verbs

- Action Verb
- Stative Verb
- Transitive Verb
- Intransitive Verb
- Auxiliary Verb
- Modal Verb
- Phrasal Verb
- Regular and Irregular Verbs

# Action verb vs Stative Verb

- Nipa **eats** cake.
  - Eating is something nipa can do.
- The tiger **chased** the deer.
  - Chasing" is something the tiger can do.
- Nipa **likes** cake.
  - "To like" is not an activity. It's a state.
- The tiger **is** hungry.
  - "To be" is not an activity. It's a state.

# Stative Verb

- A **stative verb** expresses a state rather than an action. A stative verb relates to a state of being, a thought, or an emotion.
  - I **am** at home.
  - She **believes** in fairies.
  - He **feels** elated.

# Stative Verbs

verbs that describe states, not actions

## thoughts

know

think

remember

understand

## feelings

hate

like

love

want

hope

## senses

feel

hear

smell

taste

appears

## possession

belong

own

have

include

consist

## measurements

weigh

span

measure

reach

# Modal Verb

- A [modal verb](#) is a type of auxiliary verb used to express ideas such as ability, possibility, permission, and obligation. The modal auxiliary verbs are "can," "could," "may," "might," "must," "ought to," "shall," "should," "will," and "would."

- Lee **can** eat a lot of pies.
  - Here, the modal verb "can" helps to express the idea of ability.)
- Lee **might** eat that pie before he gets home.
  - "Might" helps to express the idea of possibility.)
- Lee **may** eat as many pies as he likes.
  - "May" helps to express the idea of permission.)
- Lee **should** give you some of that pie given you bought it.
  - "Should" helps to express the idea of obligation.)

# Modal Verbs

express properties such as possibility, ability, permission, and obligation

Examples:

can    could    may    might    would  
shall    should    will    must

modality

possibility	ability	permission	obligation
			
Jack <b>might</b> be wrong.	Tom <b>can</b> speak French.	Lisa <b>may</b> go to New York.	Jane <b>must</b> try harder.

# Phrasal Verb






- A phrasal verb is a verb made up of more than one word (usually two words). A phrasal verb has a main verb and another word (either a preposition or a particle). The phrasal verb usually has a meaning different to the main verb. For example: A burglar will often break a window to **break in**.

-Here, the phrasal verb "break in" means "to enter illegally," which is different to "break.")

# Phrasal Verbs

a multi-word verb with a main verb and at least one preposition or a particle that changes the main verb's meaning

Examples:

 <p><b>to break</b></p>	<p><b>to break away</b> (to separate from a group)</p> 
<p><b>to break into</b> (to enter by force)</p> 	<p><b>to break out</b> (to appear and spread suddenly)</p> 
<p><b>to break out of</b> (to escape from)</p> 	<p><b>to break down</b> (to stop working)</p> 

# Regular Verbs

- A **regular verb** is one that forms its **simple past tense** and its **past participle** by adding **-ed** or **-d** to the **base form** of the verb.

Regular Verb	Simple Past Tense	Past Participle
love	loved	has loved
hate	hated	has hated
move	moved	has moved

# Irregular Verbs

An **irregular verb** is one that does not conform to this ruling.

Irregular Verb	Simple Past Tense	Past Participle
tell	told	has told
bleed	bled	has bled
Go	Went	gone

- To Be Verb: Be, am is, are, was, were, been, being
- To Have Verb: Have, has, had, having
- To Do Verb: Do, Does, Done, doing

-Be, have, do = Base form

# Adjective → Verb

- Poor-Im impoverish
- Habit-Habituate
- Heart-Hearten
- Friend-Befriend
- Power-Empower
- Little-Belittle
- Number-Enumerate/Number
- Woman- Womanize
- Trauma-Traumatize
- Political-Politicize
- Global-Globalize
- Ability- Enable

কিছু কিছু Adjective এর শেষে en যুক্ত করে Verb পাওয়া যায়। অবশ্য

এসকল Verb এর শেষে e থাকলে শুধু n যুক্ত হবে।

- Weak- দুর্বল
- Sharp - তীক্ষ্ণ
- White - সাদা
- Black - কালো
- Red - লাল
- Soft- নরম
- Glad- আনন্দিত
- Wide- প্রশস্ত, চওড়া
- Weaken- দুর্বল করা
- Sharpen- তীক্ষ্ণ করা
- Whiten - সাদা করা
- Blacken - কালো করা
- Redden- লাল করা
- Soften- নরম করা
- Gladden- আনন্দিত করা
- Widen- প্রশস্ত/চওড়া করা

কিছু কিছু Adjective এর শেষে en যুক্ত করে Verb পাওয়া যায়। অবশ্য

এসকল Verb এর শেষে e থাকলে শুধু n যুক্ত হবে।

• Broad- প্রশস্ত, চওড়া

• Deep – গভীর

• Thick – পুরু

• Mad – পাগল

• Loose – foot

• Less – কম

• Broaden- প্রশস্ত/চওড়া করা

• Deepen – গভীর করা

• Thicken – পুরু করা

• Madden – পাগল করা

• Loosen – টিলা করা

• Lessen – কমানো

## En + Adjective = Verb

- Large – বড়, বিশাল
- Able – সক্ষম, সমর্থ
- Rich – ধনী
- Dear – প্রিয়
- Sure – নিশ্চিত
- Noble – মহৎ
- Enlarge – বড়/বিশাল করা
- Enable – সক্ষম করা
- Enrich – ধনী/সমৃদ্ধ করা
- Endear- প্রিয় করা
- Ensure – নিশ্চিত করা E
- ennoble – মহান করা

## Adjective + ify = Verb

- False – মিথ্যা, জাল
- Just-সঠিক, ন্যায়পরায়ণ
- Intense – তীব্র
- Specific – বিশেষ, নির্দিষ্ট
- Horrific – ভয়ঙ্কর
- Terrific – ভয়াবহ, আতঙ্কজনক
- Falsify – জাল করা
- Justify-সত্যতা নিরূপণ করা
- Intensify - তীব্রতর করা
- Specify – বিশেষায়িত করা
- Horrify- ভয় দেখানো
- Terrify- আতঙ্কিত করা

# Verb এর সাথে ING যোগের নিয়ম

- বাংলা বাক্যে দ্বিরুক্তি বোঝালে ইংরেজিতে Verb এর সাথে ing যোগ করতে হয়
  - সে নাচতে নাচতে চলে গেল - He went away dancing.
- To ব্যতীত সকল Preposition এরপর মূল Verb এর সাথে ing যোগ করতে হয় । To এর পর Verb এর base form বসে ।
  - 1. He came here for learning English.
  - 2. She aimed at passing the exam.
  - 3. She excels in drawing pictures.

- While এরপর Verb আসলে Verb এর সাথে ing যোগ করতে হয় কিন্তু while এরপর Subject আসলে তখন tense অনুসারে Subject এরপর Be verb তারপর Verb এর সাথে ing যোগ করতে হয়।

- i) While going I saw him.
- ii) While I was going I saw him.

- Be used to/get used এরপর Verb +ing হয় কিন্তু শুধু used to এরপর Verb এর Base form হয়।

- 1. He was used to going there.
- 2. He used to go there.

## যে সব verb + ing হয়

- With a view to, Look forward to, object to, Confess to, Addicted to, Accustomed to, Admit to, Prior to (পূর্বে), Prefer to, Be used to, Get used to ইত্যাদি এরপর Verb + ing হয়।

# ABC WO GLP

- A = Addicted to, Accustomed to, Admit to
- B = Be used to
- C = Confess to
- W = With a view to
- O = Object to
- G = Get used to
- L = Look forward to
- P = Prefer to

- I look forward to hearing from you soon.
- He is used to telling a lie. [সে মিথ্যা বলায় অভ্যস্ত]
- I have no objection to walking.
- Prior to leaving the country, the minister said so.
- The man is addicted to gambling. [লোকটি জুয়া খেলায় আসক্ত]

- Cannot help, would you mind, worth, It is no good, It is no use, feel like ইত্যাদির পর Verb এর সাথে ing যোগ করতে হয়।
- Would you mind going with us - আমাদের সাথে যেতে আপনার আপত্তি আছে কী?
- The water of Buriganga is not worth drinking—বুড়িগঙ্গার পানি পান যোগ্য নয়।
- It is no use repenting now —এখন আফসোস করে লাভ নেই।
- It's no good wasting time—সময় নষ্ট করা ভাল না।

## কিছু Verb আছে যেগুলোর পরে Verb এর সাথে ing যোগ করতে হয়

- Admit (স্বীকার করা)
- Consider (বিবেচনা করা)
- Dislike (অপছন্দ করা)
- Enjoy (উপভোগ করা)
- Keep (রাখা)
- Excuse (অজুহাত দেখানো)
- Imagine (কল্পনা করা)
- Delay (দেরি করা)
- Escape (লুকানো)
- Finish (শেষ করা)

## কিছু Verb আছে যেগুলোর পরে Verb এর সাথে ing যোগ করতে হয়

- Discuss (আলোচনা করা)
- Forgive (ক্ষমা করা)
- Avoid (এড়িয়ে চলা)
- Deny (অস্বীকার করা)
- Recall (মনে করা)
- Suggest (প্রস্তাব করা)
- Recommend (সুপারিশ করা)
- Mention (উল্লেখ করা)
- Practise (চর্চা করা)
- Quit (পরিত্যাগ করা)
- Stop (বন্ধ করা)
- Understand (বুঝতে পারা)
- Appreciate (সম্পন্ন করা)
- Involve (জড়িত হওয়া)
- Prefer (পছন্দ করা)

## Example-1

- You should avoid mentioning his divorce.
- She couldn't stand being kept waiting.
- He completed writing the report.
- He delayed telling her the news.
- He denies attempting to murder his wife.
- I dislike being away from my family.

## Example-2

- I enjoy playing tennis.
- Be quiet! He hasn't finished speaking.
- In the lecture, the professor mentioned traveling to Africa to collect a rare species of butterfly.
- Would you mind explaining that again?
- I miss going to school.
- It was an unpopular decision to postpone building the new hospital.

# What Is Mood?

- **Mood** is the form a **verb** takes to show how it is to be regarded.
  - e.g., as a fact, a command, a wish, an uncertainty

# Types

- **The Indicative Mood:** This states facts or asks questions.
  - They are playing the guitar.
  - Are they playing the guitar?
- **The Imperative Mood:** This expresses a command or a request.
  - Play the guitar!
  - Please play the guitar.
- **The Subjunctive Mood:** This shows a wish or doubt.
  - I suggest that he **play** the guitar.
  - I propose that Sakib **be** asked to play the guitar.

## Subjunctive Mood

- The subjunctive mood is the verb form used to explore a hypothetical situation (e.g., "If I were you") or to express a wish, a demand, or a suggestion (e.g., "I demand he be present").

# Subjunctive Mood

verb form used for hypothetical situations or  
for wishes, demands, and suggestions

1 Expresses a hypothetical situation



I wouldn't do that if  
I **were** you.

normally "I was"

2 Expresses a wish, demand, or suggestion

I demand he  
lower his sword.

normally "he lowers"



# Verbs that Attract the Subjunctive Mood

C O W S R A I D



**C** command I command he leave.

**O** order I will order the game be restarted.

**W** wish I wish I were rich.

**S** suggest I suggested John take the train.

**R** recommend I recommend she stop talking.

**A** ask All I ask is that Sarah be quiet.

**I** insist I must insist that he finish the task.

**D** demand I demand she sing again.

## Adjectives that Attract the Subjunctive Mood

**I N I C E**



**I** important

It is important that Jack arrive on time.

**N** necessary

It is necessary that he be quiet.

**I** imperative

It is imperative that Jack sit with Jill.

**C** crucial

It is crucial that I be there.

**E** essential

It is essential that Jill leave immediately.

Normal Form	Normal Example	Subjunctive Form	Subjunctive Example
"am," "are," "is" ("to be" in the present tense)	I <b>am</b> available. You <b>are</b> lucky. She <b>is</b> here.	"be"	<ul style="list-style-type: none"> <li>• I demand that I be available.</li> <li>• I ask that you be truthful.</li> <li>• It's essential that she be here.</li> </ul>
"has" (third person singular of "to have" in the present tense)	She <b>has</b> a chance.	"have"	<ul style="list-style-type: none"> <li>• I demand she have a chance.</li> </ul>
"was" (first person and third person singular of "to be" in the past tense)	I <b>was</b> free. He <b>was</b> happy.	"were"	<ul style="list-style-type: none"> <li>• If I were free, I'd go.</li> <li>• I wish he were happy.</li> </ul>
"prepares," "works," "sings," etc. (third-person-singular verbs in the present tense, i.e., ones ending "s")	She <b>makes</b> cake.	"prepare," "work," "sing," etc. (remove the s)	<ul style="list-style-type: none"> <li>• I propose she make cake.</li> </ul>

# Examples of the Subjunctive Mood

- **If it were me, I'd go.**
- (As this explores a hypothetical situation, "was" becomes "were.")
- **I wish it were real.**
- (As this expresses a wish, "was" becomes "were.")
- **It is imperative that the game begin at once.**
- (As this expresses a demand, "begins" becomes "begin.")
- **I propose he work full time.**
- (As this expresses a suggestion, "works" becomes "work.")



Modals

=

Helping  
Verbs

# Sentence Structure

subject

modal

main  
verb

# Modals

can

could

may

might

should

had better

must

will

would



## Phrasal Modals

- have to
- have got to
- ought to
- be able to



## Modals

- can
- could
- may
- might
- should
- had better
- must
- will
- would





# Modal and Phrasal Modal Rule!

subject

modal

main  
verb

subject

phrasal  
modal

main  
verb

## Phrasal Modals

- ★ - have to
- ★ - have got to
- ought to
- ★ - be able to

Phrasal modal changes depending on the subject.



Example

have to

They run.

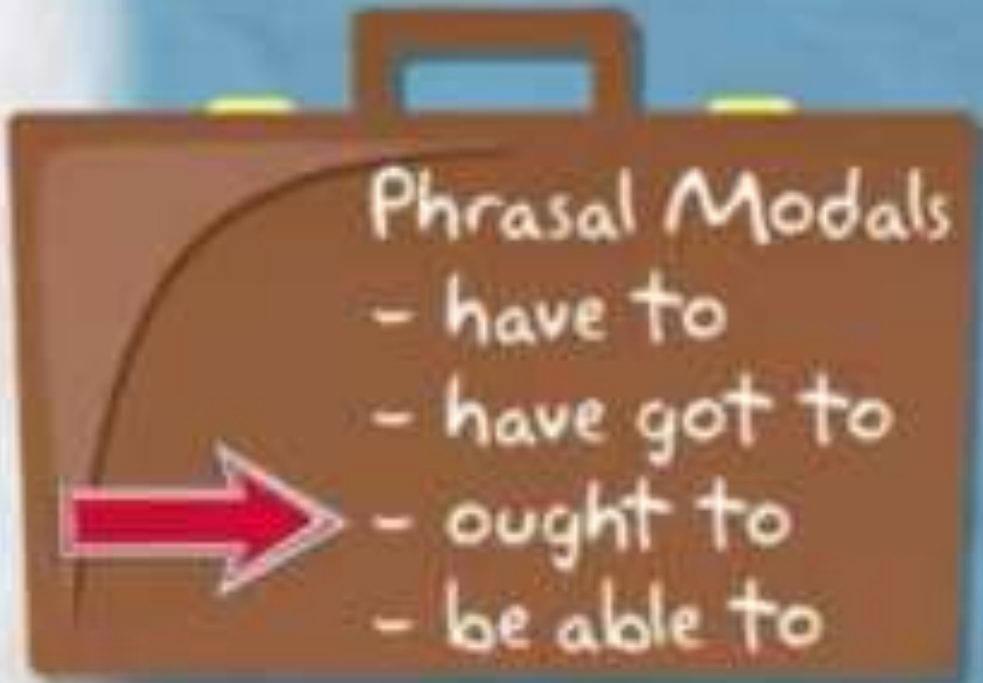


They have to run.

★ Example

She have to run.

→ She has to run.



## Phrasal Modals

- have to
- have got to
- ought to
- be able to

They ought to sleep.

He ought to sleep.

# Modal Verbs: Expressing Ability

*can, could, and be able to*

# Ability in the Present and Future

These babies **can** touch their toes!

They **are able to** touch their toes!



# Ability in the Past

When Joe was younger, he **could** touch his toes.

Now, he can't.

When Joe was younger, he **was able to** touch his toes.

(Now, he can't. )



# Modal Verb Expressing Possibility



**What do you think your friend could be doing right now?**



My friend **could** be playing sports.  
My friend **might** be at a club dancing.  
My friend **may** be at home reading.  
**Maybe** my friend is driving around town.

## Modals of Possibility

**Could/might/may** + Base form of a  
main verb

My friend **could be** playing sports.

My friend **might be** at a club dancing.

My friend **may be** at home reading.

**Maybe** my friend is driving around town.

## Modals of Possibility

**Could/might/may** + Base form of a  
main verb

More  
Formal



## May Be vs. Maybe

Maybe my friend is driving around town.

My friend may be driving around town.



## May Be vs. Maybe

Maybe my friend is driving around town.

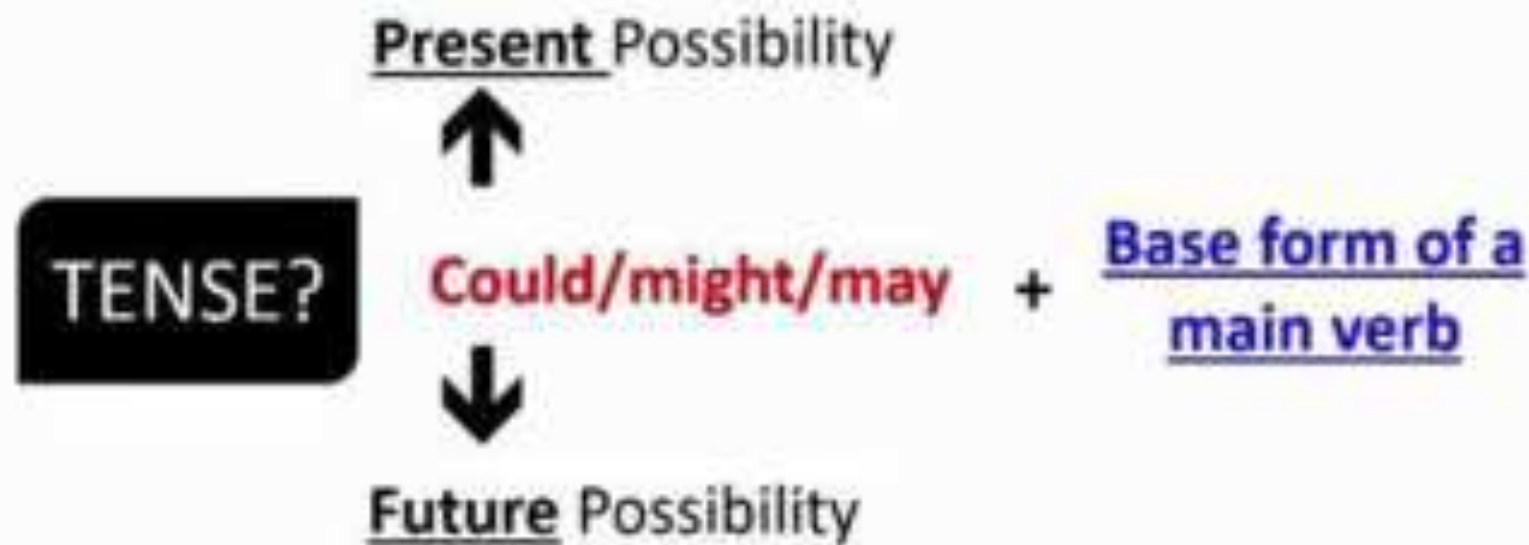
My friend may be driving around town.

Maybe → Adverb (Beginning of sentence)

My friend **could be** playing sports.

My friend **might be** at a club dancing.

This image **may be** two faces looking at each other.



It **may snow** tomorrow.

I **might cook** tonight instead of eating out.

My mother **could call** me this week.

# Modals of Certainty

# Modal of Certainty

**Must** + base form of a main verb



The penguin must be cold.



The diamond ring must cost a lot.



The ladybugs must love each other.



The monkey must be scared.

## Let's Review!



**Modals of Possibility**

**Could/might/may**

**Modal of Certainty**

**Must**

Modal Verbs:  
*can't* and *couldn't*



Who could it be?

Showing Impossibility



**It can't be** my mom!



**It couldn't be** my neighbor.

# *can't* and *couldn't*

These modal verbs express **impossibility** or **disbelief** in the present.

My mom can't be at the door.  
She's traveling to another country.  
It's impossible!



# *can't* and *couldn't*

For impossibility and disbelief, *can't* and *couldn't* have the same meaning.

# Possibility in Past

---

## Uncertainty in the Past

