

The background features a repeating pattern of school-related icons and letters in a light gray, outlined style. The icons include pencils, paper airplanes, and apples. The letters are various uppercase characters, some appearing in a 3D block font and others in a simple outlined font. The word "NARRATION" is centered in a bold, red, sans-serif font.

NARRATION

The background is a repeating pattern of school-related icons and letters. The icons include pencils, paper airplanes, and apples. The letters are in various fonts and sizes, some appearing as simple outlines and others as filled-in shapes. The overall color palette is light and monochromatic, with the text 'RULE #1' standing out in black and red.

RULE #1

Direct: Emma said to me, "I will go home now."

Direct Speech কে Indirect Speech এ রূপান্তরের নিয়মঃ

- i. Subject বসে**
- ii. Reporting Verb বসে (said to – told/asked)**
- iii. Object বসে (যদি থাকে)**
- iv. That বসে**
- v. Reported speech এর Subject বসে**
- vi. Reporting verb এর Tense অনুযায়ী Auxiliary verb বসে**
- vii. Reported Speech এর মূল Verb বসে**
- viii. Extension**

Direct: Emma said to me, “I will go home now.”

Indirect: Emma told me that she would go home then.

Direct	Indirect
Now	Then
Tomorrow	The next day
Yesterday	The previous day/ The day before
This morning	That morning

Direct: - - - - - + **Reporting Verb** + - - - - - + **Reporting Verb**
মাঝে
অথবা
শেষে


Direct: - - - - - + **Reporting Verb** + - - - - + **Reporting Verb**
মাঝে অথবা শেষে

Indirect: **Reporting Verb** + - - - - - + - - - - - + - - - - - .

একদম শুরুতে

EXAMPLE

Direct: “Will you play football tomorrow?” I asked Atif.



Direct: "Will you play football tomorrow?"

I asked Atif.

Indirect: I asked Atif if he would play football the next day.

একদম শুরুতে
Reporting Verb



RULE #2

Direct: - - - - - + Reported Speech + Reported Speech + - -

দ্বিতীয় বা তৎপরবর্তী Reported Speech কে Indirect করার সময়েঃ

Assertive Sentence এর ক্ষেত্রে

**added/ further added/
also said/ again said**

**Interrogative Sentence এর
ক্ষেত্রে**

**also asked/ further
asked/ again asked**

EXAMPLE

Direct: - - - - - + Reported Speech + Reported Speech + - -

দ্বিতীয় বা তৎপরবর্তী Reported Speech কে Indirect করার সময়েঃ

Assertive Sentence এর ক্ষেত্রে

**added/ further added/
also said/ again said**

**Interrogative Sentence এর
ক্ষেত্রে -**

**also asked/ further
asked/ again asked**

Direct: The teacher said to me, "You can stop reading. You may read tomorrow."

**Direct: The teacher said to me,
“You can stop reading now. You
may read tomorrow.”**

**Indirect: The teacher told me
that I could stop reading then.
She added that I might read
the next day.**



The background is a repeating pattern of school-related icons and letters in a light gray, outlined style. The icons include pencils, paper airplanes, and apples. The letters are various uppercase characters, some appearing in a 3D block font and others in a simple outlined font. The text 'RULE #3' is centered in the middle of the image.

RULE #3

Reported Speech শুধু

Yes

থাকলে,

Indirect: Subject + replied in the affirmative.

Or,

Subject + do/ does/ did/ was/ were/ has/ have/ had.

EXAMPLE

Indirect: Subject + replied in the affirmative.

Or,

Subject + do/ does/ did/ was/ were/ has/ have/ had.

Direct: Arik said to me, "Have you done your task?".

I said, "Yes."

Direct: Arik said to me, "Have you done your task?". I said, "Yes".

Indirect: Arik asked me if I had done my task. I replied in the affirmative.

Or,

Indirect: Arik asked me if I had done my task. I said that I had.



**Reported Speech এ Yes এর পর কোন
বক্তব্য থাকলে,**

**Indirect: Subject + replied in the affirmative
+ and said that.**

EXAMPLE

Indirect: Subject + replied in the affirmative + and said that.

Direct: Arik said to Atif, "Have you finished your home work?" "Yes, I will submit it tomorrow.", said Atif.

Direct: Arik said to Atif, "Have you finished your homework?"

"Yes, I will submit it tomorrow", said Atif.

Indirect: Arik asked Atif if he (Atif) had finished his homework. Atif replied in the affirmative and said that he would submit that the next day.



Reported Speech শুধু **No থাকলে,**

Indirect: Subject + replied in the negative.

Or,

Subject + Auxiliary Verb + not.

EXAMPLE

Indirect: Subject + replied in the negative.

Or,

Subject + Auxiliary Verb + not.

Direct: Afrin said to Fateha, "Are you studying now?" Fateha said, "No."

Direct: Afrin said to Fateha, "Are you studying now?" Fateha said, "No."

Indirect: Afrin asked Fateha if she (F) was studying then. Fateha replied in the negative.

Or, Indirect: Afrin asked Fateha if she (F) was studying then. Fateha replied that she was not.



**Reported Speech এ No এর পর কোন
বক্তব্য থাকলে,**

**Indirect: Subject + replied in the negative +
and said that.**

EXAMPLE


Indirect: Subject + replied in the negative + and said that.

Direct: Afifa said to Papia, "Are you coming my home tomorrow?"

"No, I have changed my decision.", said Papia.

**Direct: Afifa said to Papia, “Are you coming to my office tomorrow?”
“No, I have changed my decision.”,
said Papia.**

**Indirect: Afifa asked Papia if she (P)
was coming to her(A) office the next
day. Papia replied in the negative and
said that she (P) had changed her
decision.**



The background is a repeating pattern of school-related items and letters in a light gray, outlined style. The items include pencils, paper airplanes, and apples. The letters are various uppercase characters, some appearing in a bolder, more prominent font than others. The overall aesthetic is clean and educational.

RULE #4

Direct Speech এ 'Sir' থাকলে

Indirect: Addressing as Sir

Or,

Sir এর পরিবর্তে Respectfully

EXAMPLE

Indirect: Addressing as Sir

Or,

Sir এর পরিবর্তে Respectfully

Direct: The student said to his teacher,

“Sir, I need the answer sheets.”

**Direct: The student said to teacher,
“Sir, I need one day leave.”**

**Indirect: The student told the
teacher respectfully that he needed
the answer sheets.**

Or,

**Indirect: Addressing the teacher
as Sir, the student said that he
needed the answer sheets.**



The background is a repeating pattern of school-related icons and letters. The icons include pencils, paper airplanes, and apples. The letters are in a bold, sans-serif font and are scattered across the background. The text 'RULE #5' is centered in the middle of the image.

RULE #5

**Reported Speech এ যদি কাউকে
সম্বোধন (Address) করা হয়,
Indirect: Addressing as + - - - -**

EXAMPLE

Indirect: Addressing as + - - - -

Direct: “Are you tired, friends?” said the Army chief.

Direct: "Are you tired, friends?" said the Army chief.

Indirect: Addressing them as friends, the army chief asked if they were tired.



The background is a repeating pattern of school-related items and letters. The items include pencils, paper airplanes, and apples, all rendered in a light gray, outline style. Interspersed among these are various uppercase letters (A, B, C, D, E, F, G, H, I, J, K, L, M, N, O, P, Q, R, S, T, U, V, W, X, Y, Z) in a bold, sans-serif font, also in light gray. The overall effect is a busy, educational-themed backdrop.

RULE #6

**Direct Speech এ By Allah/ By Jove/ By
God/ By my life থাকলে,**


**Indirect: Swearing by Allah/ by Jove/ by
God/ by my life**

EXAMPLE

**Indirect: Swearing by Allah/ by Jove/
by God/ by my life**

**Direct: “By Allah “, she replied, “I will not do
this work.”**

Direct: “By Allah”, she replied, “I will not do this work.”



Indirect: Swearing by Allah, she replied that she would not do that work.

The background is a repeating pattern of school-related icons and letters in a light gray, outlined style. The icons include pencils, paper airplanes, and apples. The letters are various uppercase characters, some appearing in a 3D block font and others in a simple outlined font. The overall aesthetic is clean and educational.

RULE #7

Reported Speech এ Thank you থাকলে,

**Indirect: Reporting Verb এর Subject +
thanked + Reporting Verb এর object.**

EXAMPLE

**Indirect: Reporting Verb এর Subject +
thanked + Reporting Verb এর object.**

Direct: She said to him, "Thank you."

Direct: She said to him, "Thank you."

Indirect: She thanked him.

*Thank
you*

The background is a repeating pattern of school-related icons and letters. The icons include pencils, paper airplanes, and apples. The letters are various uppercase and lowercase characters in a stylized, outlined font. The pattern is light gray and covers the entire background.

RULE #8

Reported Speech এ Good bye থাকলে,

**Indirect: Reporting Verb এর Subject + bade
+ Reporting Verb এর object + good bye.**

EXAMPLE

**Indirect: Reporting Verb এর Subject + bade
+ Reporting Verb এর object + good bye.**

Direct: She said, "Good bye my buddies."

Direct: She said, "Good bye my buddies."

Indirect: She bade her buddies good bye.



The background is a repeating pattern of school-related icons and letters. The icons include pencils, paper airplanes, and apples. The letters are in a bold, sans-serif font and are scattered across the background. The text 'RULE #9' is centered in the middle of the image.

RULE #9

Reported Speech এ good morning/ good evening/ good night থাকলে,

Indirect: Reporting Verb এর Subject + wished + good morning/ good evening/ good night.

EXAMPLE

**Indirect: Reporting Verb अऱ Subject +
wished + good morning/ good
evening/ good night.**

Direct: He said to her, 'Good night'.

Direct: He said to her, "Good night."

Indirect: He wished her good night.

**GOOD
NIGHT**

Sweet Dreams



The background features a repeating pattern of school-related icons and letters in a light gray, 3D-style font. The icons include pencils, paper airplanes, and apples. The letters are various uppercase characters, including A, B, C, D, E, F, G, H, I, J, K, L, M, N, O, P, Q, R, S, T, U, V, W, X, Y, Z. The text 'RULE #10' is centered in the middle of the image.

RULE #10

অনেক সময় Reported Speech এ পূর্ণাঙ্গ Sentence না থেকে Sentence এর অংশ অর্থাৎ Phrase থাকলে,

Indirect: বক্তার বক্তব্যকে অনুসরণ করে উক্ত Speech কে পূর্ণাঙ্গ Sentence এ রূপান্তর করতে হয়।

EXAMPLE

Indirect: বক্তার বক্তব্যকে অনুসরণ করে উক্ত Speech কে পূর্ণাঙ্গ Sentence এ রূপান্তর করতে হয়।


Direct: "You've served me a good meal. How much to pay you?" I said to the waiter.

"Four hundred fifty Taka?"

"Four hundred and fifty is alright."

Direct: “You’ve served me a good meal. How much to pay you?” I said to the waiter. “Four hundred and fifty Taka?” “Four hundred and fifty is alright.”

Indirect: I told the waiter that he had served me a good meal. I also asked him how much I should pay him. I further asked him if four hundred fifty taka would do. He replied that four hundred & fifty was all right.



The background is a repeating pattern of school-related icons and letters in a light gray, outlined style. The icons include pencils, paper airplanes, and apples. The letters are various uppercase characters, some appearing in a 3D block font and others in a simple outlined font. The overall aesthetic is clean and educational.

RULE#11

অনেক সময় Direct Speech এ বক্তা ও শ্রোতা উল্লেখ থাকেনা।

**Indirect: সেক্ষেত্রে বক্তার ক্ষেত্রে The speaker এবং
শ্রোতার ক্ষেত্রে The listener অথবা The person
spoken to ব্যবহার করতে হয়।**

EXAMPLE

Indirect: সেক্ষেত্রে বক্তার ক্ষেত্রে The speaker এবং শ্রোতার ক্ষেত্রে The listener অথবা The person spoken to ব্যবহার করতে হয়।

**Direct: "Are you playing tomorrow?"
"Yes, I will play tomorrow afternoon."**

**Direct: "Are you playing tomorrow?"
"Yes, I will play tomorrow afternoon."**

Indirect: The speaker asked the person spoken to if he (L) was playing the next day. The listener replied in the affirmative and said that he would play the next afternoon.





Thank You!